Republic of the Philippines
SOUTHERN LUZON STATE UNIVERSITY
Lucban, Quezon

BAGONG PILIPINAS

REQUEST FOR QUOTATION

FABRICATION AND INSTALLATION OF TRUSSES AND ROOFING WITH ENCLOSURE AT 4TH FLOOR FOR RADIO AND TV BROADCASTING BUILDING (PMO)

Purchase Request No. 2026-10-2872
Approved Budget for the Contract: ₱ 1,980,000.00

The Southern Luzon State University through the Bids and Awards Committee invites interested firms/supplier to submit quotation for the procurement of **Fabrication and Installation of New Trusses and Roofing with Enclosure at 4th Floor for Radio and TV Broadcasting Building (PMO)** to apply the sum of **One Million and Nine Hundred Eighty Thousand Pesos Only (₱ 1,980,000.00) inclusive of VAT,** being the **Approved Budget for the Contract (ABC),** details as follows:

Qty.	Unit	ITEM/S DESCRIPTION
1	lot	Fabrication and Installation of Trusses and Roofing with Enclosure at 4th Floor for Radio and TV Broadcasting Building

1. The quotation shall be submitted on or before November 9, 2026 to:
   (a) Procurement Office/BAC Office
   Southern Luzon State University
   2nd Flr. Hermano Puli Building, Quezon Ave.,
   Brgy. Kulapi, Lucban, Quezon
   OR
   (b) Thru email: *slsuprocurement@slsu.edu.ph*

2. Requirements for Infrastructure Projects should be submitted such as;

*PhilGEPS Registration	*ITR / Tax Clearance (for 500k Above)
*SEC / DTI Permit	*PCAB License
*Mayor's / Business Permit	*List of Personnel
*Omnibus Sworn Statement and ID	*SPA (for authorized representative)

3. The SLSU reserves the right to reject any or all quotations and/or proposals and waive any formalities/ informalities therein and to accept such bids it may consider as most advantageous to the agency and to the government. Southern Luzon State University SLSU neither assumes any obligation for whatsoever losses that may be incurred in the preparation of bids, nor does it guarantee that an award will be made.

MARIDEL C. ZABELLA, JD
Director, Procurement Office
Southern Luzon State University
Lucban, Quezon
Tel. No.: (042)540-65192

Republic of the Philippines
SOUTHERN LUZON STATE UNIVERSITY
Lucban, Quezon

REQUEST FOR QUOTATION

Office/End-User:	**Project Management Office**	**Date:**	
COMPANY NAME:		**PR No.:**	**2026-10-2872**
ADDRESS :			
TEL. NO./FAX NO. :		**TIN No.:**	

Please quote your lowest price on the item(s) listed below, subject to the Terms & Conditions stated below and submit your quotation duly signed by your representative not later than _____ of _____ in the return envelope attached herewith to the Procurement office.

TERMS and CONDITIONS

1. *All entries must be typewritten or legibility written.*
2. *Delivery period within _____ upon conforme of the approved Purchase Order (P.O). Administratitive penalties to Sec. 69 of the Revised IRR-RA 1984 shall be imposed for non-delivery without valid reason.*
3. *Warranty shall be for a minimum of three (3) months for Supplies & Materials; (1) one year for Equipment from date of acceptance by the end-user.*
4. *Price validity shall be for a period of sixty (60) calendar days.*
5. *Suppliers required to submit updated documents yearly such as G-EPS Resgistration, Certificate of Tax, Mayor'sPermit, DTI, Bank Name/Account and Branch for evaluation of the Procurement Office upon submission of the quotation.*
6. *Bidders shall submit complete specifications showing products certification, if applicable.*
7. *Please indicate the brand for each items being offered.*
8. *The Approved budget celling for this procurement is PHP 1,980,000.00 .*

MARIDEL C. ZABELLA
Director, Procurement Office

Item #	Qty.	Unit	ITEM/S DESCRIPTION	Unit Price	Total Cost
	1	lot	Fabrication and Installation of Trusses and Roofing with Enclosure at 4th Fllor for Radio and TV Broadcasting Building		

Source of Fund: **PRE STF** Warranty:
Delivery Period: **120 DAYS** Price Validity:

After having carefully need & accepted your Genaral Conditions, We quote you on the item(s) at prices note above. If the space of providec on the Delivery Period, Warranty & Price Validity are left blank, it means that I concur w/ the Terms & Conditions specified by SLSU Procurement Office.

_____
Printed Name/Signature/Date

Republic of the Philippines
SOUTHERN LUZON STATE UNIVERSITY
Project Management Office
Lucban , Quezon

INFRASTRUCTURE

PROJECT TITLE : Fabrication and Installation of Trusses and Roofing with Enclosure at 4th Floor for Radio and TV Broadcasting Building
PROJECT LOCATION: SLSU Main Campus, Lucban, Quezon
OWNER : Southern Luzon State University
ABC : P 1,980,000.00
PROJECT DURATION : 120 Calendar Days

SUMMARY

ITEM	DESCRIPTION	COST OF MATERIALS	COST OF LABOR AND EQUIPMENT	TOTAL
I	GENERAL REQUIREMENTS	----------		
II	REINFORCED CONCRETE WORKS			
III	STEEL TRUSS AND ROOFING WORKS			
IV	FORM WORKS AND SCAFFOLDING WORKS			
V	PLUMBING WORKS			
		TOTAL ESTIMATED DIRECT COST	***P***	
	INDIRECT COST	*OVERHEAD, CONTINGENCIES & MISC.(OCM)*	*P*	
		CONTRACTOR'S PROFIT	*P*	
		VALUE ADDED TAX (VAT)	*P*	
		TOTAL PROJECT COST	***P***	

TOTAL PROJECT COST IN WORDS: _____

_____

CONTRACTOR/BIDDER: _____

Republic of the Philippines
SOUTHERN LUZON STATE UNIVERSITY
Project Management Office
Lucban , Quezon

PROJECT TITLE : Fabrication and Installation of Trusses and Roofing with Enclosure at 4th Floor for Radio and TV Broadcasting Building
PROJECT LOCATION: SLSU Main Campus, Lucban, Quezon
OWNER : Southern Luzon State University
PROJECT DURATION : 120 Calendar Days

BILL OF MATERIALS

I. GENERAL REQUIREMENTS				
Quantity	Unit	Description	Direct Cost	Amount
1	lot	Mobilization/Demibilization		
1	lot	Project Identification & Signs, Tarpaulin		
1	lot	Demolition Works		
1	lot	Clearing and Hauling		
1	lot	Temporary Facility		
1	lot	Safety and Health Program		
1	lot	Change Location of Existing Radio Tower		
			SUB-TOTAL	

II. Reinforced Concrete Works (Volume: 11 Cubic Meters)				
Quantity	Unit	Description	Unit Cost	Total Cost
	bags	Portland Cement		
	cu.m.	Sand S1		
	cu.m.	Gravel 3/4		
	pcs	16mm dia RSB x 6m		
	pcs	10mm dia RSB x 6m		
	roll	G.I. Tie Wire #16		
1	lot	Consumables		
			SUB-TOTAL	

III. Form Works and Scaffolding Works				
Quantity	Unit	Description	Unit Cost	Total Cost
	pcs	1/2x4x8 Phenolic Board		
	pcs	2x3 Cocolumber		
1	lot	Assorted Nail		
1	lot	Scaffolding Rental		
1	lot	Consumables		
			Sub - Total P	

IV. STEEL TRUSS AND ROOFING WORKS (Area: 320 sqm)				
Quantity	Unit	Description	Direct Cost	Amount
	lm.	Pre-painted Ribbed Type Roofing,		
		Sheet 1.1m width, 0.5mm thk		
	pcs	C-Purlins 100x50x20x1.5mm thk, 6m		
	pcs	100mmx250mmx0.5mm thk x 2.40m Spanish		
		Stainless Gutter		
	pcs	Wide Flange W12x16		

	pcs	C-Chanel bar 200 x 75 x 6mm thk, 6m		
	pcs	10mm dia plain round bar sagrod, 6m		
	gal	Epoxy Primer gray with Catalyst		
	gal	Lacquer Thinner		
	pcs	Colored Roof end Flashing 0.50mm thk, 8'		
	pcs	Facia Board 2.40m x 0.40m x 12mm thk		
	box	Welding Rod, 2.5kg		
	pcs	Base Plate 300x200x10mm		
	pcs	L-Type Archor Bolt with nut and washer, 20mm Ø		
1	lot	Consumables (Nails, Screws, Drill Bits, Grinding		
		Disks, Diamond Disks,Cutting Disks & Etc.)		
			SUB-TOTAL	

V. PLUMBING WORKS				
Quantity	Unit	Description	Unit Cost	Total Cost
	pcs	3"Ø PVC soil pipe		
	pcs	3"Ø PVC Elbow		
	pcs	Cement Solvent, 400cc		
1	lot	Construction of Catch Basin		
1	lot	Consumable		
			SUB-TOTAL	

Republic of the Philippines
Southern Luzon State University
Project Management office
Lucban, Quezon

PROJECT TITLE: Fabrication and Installation of Trusses and Roofing with Enclosure at 4th Floor for Radio and TV Broadcasting Building
PROJECT LOCATION: SLSU Main Campus, Lucban, Quezon
OWNER: Southern Luzon State University
PROJECT DURATION: 120 Calendar Days
SUBJECT: Specification of materials and finishes

SPECIFICATION OF MATERIALS AND FINISHES, SCOPE OF WORKS

GENERAL

- All applicable provisions of the different divisions of the Specifications for each work shall apply for all items cited in this schedule.
- Discrepancy arising from this section of the Contract Documents must be brought to the attention of the Owner or representative Architect/Engineer whose decision shall be final.
- Materials deemed necessary to complete the works but not specifically mentioned in the Specification, Working, Drawing, or in the Contract Document shall be supplied and installed or applied in a workmanlike manner at prescribe or appropriate locations following the Standard Practice of Civil Engineering, National Building Code of the Philippines and Construction Procedures.
- All items with specified approved specification shall be strictly followed.
- The Contractor shall coordinate the work with the Project Management office to expedite the implementation of the project, most specially, during the milestones of the project.
- The Contractor shall supply all finishing accessories and furnishing fixtures as may be approved by the owner or representative and shall be installed by the Contractor whenever required by the Owner or Representative.
- All works must be done within the timeline calendar days given.
- A ±15% variance in the estimated quantities based on the agency's official estimate shall be considered for critical materials, especially reinforced concrete, masonry works and truss and roofing works.

INTERPRETATION OF CONTRACT

a. In case of conflict between the provisions of the Agreement or of any Contract Document, or between the provisions of one of the Contract Documents and the provisions of another Contract Document, or in case of discrepancy, defective description, error or omission in the Contract, the following rules shall be followed:

Rule 1: The Agreement and the Contract Documents shall be taken as mutually explanatory of one another. The various provisions of the Contract shall be interpreted together,

attributing to the 5 doubtful ones that sense which may result from all of them taken jointly.

Rule 2: The provisions of the Civil Code of the Philippines on the interpretation of contracts and of the Rules of Court on the Interpretation of Documents shall be applied.

Rule 3: Where the conflict between or among the provisions of the Agreement and/or the Contract Documents cannot be resolved by Rules 1 and 2, it shall be understood that:

a. the Detailed Drawings shall prevail over the General Drawings;
b. words and figures shall prevail over the Drawings;
c. words shall prevail over figures in Contract Documents;
d. written dimensions shall prevail over measured dimensions.

Rule 4: Where the conflict cannot be resolved by applying Rule 3 or where Rule 3 does not apply, the conflict shall be resolved by giving precedence to the Agreement or to provisions of a Contract Document higher in order of priority among the various documents which comprise the Contract. The order of priority among these documents shall be as follows:

e. Agreement as modified by Notice of Award of Contract, if such be the case, and the Contractor's conformity thereto:
f. Instruction to Bidders and any amendment thereto;
g. Addenda to Bid Documents;
h. Specifications;
i. Drawings;
j. Special Conditions of Contract;
k. General Conditions of Contract;
l. Other Contract Documents; and
m. Other documents forming part of the Contract attached thereto or incorporated therein by reference.

Where the order of precedence is modified in the Agreement, such modified order of precedence shall be followed; however, the mere listing of Contract Documents in the Agreement or any Contract Document shall not be interpreted as establishing an order of precedence among them.

Rule 5: Where there is discrepancy, defective description, error or omission in any Contract Document, the Contract Documents shall be interpreted as being complementary to each other. Thus, what is called for in one Contract Document, although not mentioned in another Contract Document where it should have been mentioned, shall be deemed to be called for by the Contract.

Rule 6: The apparent silence of the Drawings, Specifications or any other Contract Document as to any detail, or the lack of detailed description concerning any part of the work, shall be understood to mean that good and accepted construction practice in accordance with the usage or custom of the place shall be followed.

Rule 7: Rules 1 to 6 shall yield to specific rules of interpretation in this document or in the Contract.

b. The Owner shall resolve the conflict, or interpret or explain such discrepancy, defective description, error or omission.

c. The interpretation of or explanation by the Owner shall be issued in the form of instructions to the Contractor. Where the Owner fails to issue the instruction in writing, the execution of that part of work affected by the interpretation or explanation without a timely objection or protest of the Owner shall be deemed to have been executed in accordance with the Owner's explanation or interpretation.
d. In all cases where a device, item or part of equipment is referred to in the singular number, it is intended that such reference shall apply to as many such devices, items, or parts as are required to complete the work.

I. GENERAL REQUIREMENTS

Mobilization/Demobilization

- Mobilization shall include all activities and associated costs for transportation of Contractor's personnel, equipment, and operating supplies to the site; establishment of temporary field offices, and other necessary general facilities for the Contractor's operations at the site; premiums paid for performance and payment bonds, including co-insurance and re-insurance agreements as applicable.

- Demobilization shall include all activities and costs for transportation of personnel, equipment, and supplies not required or included in the contract from the site; including the disassembly, removal and the site cleanup of temporary offices and other facilities assembled on the site specifically for this contract.

Project Identification & Sign, Tarpaulin on Marine Plywood Backing

- The one (1) Project Billboards shall be strategically placed within the site vicinity; (As provided on the General Guidelines and Legal Mandates of the Commission on Audit to promote good governance through transparency and accountability, notifications to the public and other forms of announcement and/or publicity for or otherwise relating to the Projects/Programs/Activities (PPA) shall be made at the least possible cost.) Hence, for infrastructure projects, one (1) tarpaulin signboards must be suitably framed for outdoor display at the project location, and shall be posted as the award has been made. The design and format of the tarpaulin as shown below shall have the following specifications, as per RA 9184 Requirements:

Tarpaulin:	White
Resolution:	70 dpi
Font Size:	Main Information – 3"
	Sub Information – 1"
Font Color:	Black

Contents:	**CONSTRUCTION OF (Name of Project and Location)**	
	CONTRACTOR	:
	DATE STARTED	:
	CONTRACT COMPLETION DATE	:
	CONTACT COST	:
	IMPLEMENTING OFFICE/ CONTACT NO.	:
	SOURCES OF FUND	:

Demolition And Dismantling Works

- Carefully demolish and remove the existing parapet in accordance with the approved detailed plan, including hauling and proper disposal of debris. After Demolition, ask for the actual inspection of Project Architect/Engineer to verify the non-visible parts of the as built.
- Dismantle the existing roof sheeting only, preserving the existing roof framing and other structural components for reuse. After Dismantling, ask for the actual inspection of Project Architect/Engineer to verify the non-visible parts of the as built.

Site Clearing and Hauling

In this work the contractor shall remove all obstructions from a construction site to prepare it for construction and other works, all debris must be cleared on site.

Temporary Facility

In this work the contractor must provide temporary facility that will serve as stock room of their materials. This includes the water bill and electric bill consumption during the period of construction.

Change Location of Existing Radio Tower

- Conduct an inspection and assessment of the existing radio tower, including its structural components, foundation, antenna system, cables, and accessories.
- Carefully dismantle the existing radio tower and its associated structural components.
- Remove antennas, transmission cables, grounding wires, brackets, bolts, and other attached accessories, as applicable.
- Reassemble and erect the existing radio tower at the new designated location.
- Install and secure all structural members, bolts, braces, antennas, mounting brackets, and accessories.
-

II. REINFORCED CONCRETE WORKS

- Cement shall conform to Portland Cement ASTM C150
- Concrete aggregates shall conform to ASTM C33 except the aggregates failing to meet these specifications but which have produced concrete to adequate strength and durability may be used to the approval of the Civil Engineer.
- Concrete cylinder samples for strength tests of each class of concrete shall be taken in min of 3 concrete samples. The cylinder samples for strength test shall be taken cured and tested in accordance with ASTM C172, ASTM C31 and ASTM C39.
- Admixtures to be used in concrete shall be subject to prior approval by the Structural Engineer.
- Cement and aggregates shall be stored in such a manner as to prevent their deterioration or the intrusion of foreign matter.
- Water used in mixing concrete shall be clean and free from injurious amounts of oil, acids, alkalis, salts, organic materials or other substances deleterious to concrete or steel. In addition, the mixing water for pre stressed concrete shall not contain deleterious amounts of chloride ion.

Mixing of concrete

- All concrete shall be mixed until there in uniform distribution of the materials and shall be discharges completely before the mixer is recharged.

Conveying of concrete

- Concrete shall be conveyed from the mixer to the place of final deposit by methods that will prevent the separation or loss of materials

Depositing of concrete

- Concrete shall be deposited as nearly as practicable in its final position to avoid segregation due to re handling or flowing.

Curing

- Concrete shall be maintained in a moist condition for at least 7 days after placing.
- Reinforcing bars shall conform to ASTM A615
- Reinforcing bars shall be stored in such a manner to prevent and lessen rusting and deterioration or intrusion of foreign matter.
- Welding of the material in this specification should be approached with caution since no specific provisions have been included to enhance its weldability. When this steel is to be welded, a welding procedure suitable for the chemical composition and intended use or service should be used.

III. FORMWORKS AND SCAFFOLDING WORKS

Scope of Work

This section covers the design, supply, fabrication, erection, maintenance, and removal of all formworks and scaffolding required for concrete and related structural works.

Formwork Materials

- **Plywood/Form Panels:** Marine plywood or phenolic board, minimum 12mm thick, smooth finish
- **Lumber:** Sound, straight, and free from defects
- **Steel Forms:** True to shape, mortar-tight, and properly braced

Scaffolding Materials

- **Frames/Tubes:** GI Pipe, free from corrosion and defects
- **Couplers/Clamps:** High-strength, properly fitted
- **Planks:** Timber or metal, non-slip surface

Installation

- Formwork shall support all loads including wet concrete, workers, equipment, and vibration
- Designed to prevent excessive deflection, leakage, or misalignment
- Forms shall be aligned, level, and plumb
- Joints shall be tight to prevent grout leakage
- Adequate bracing and shoring must be installed
- All formworks shall be formed, that columns and beams, and all other structure that needs form work, with quality to ensure smooth concrete pours.
- Ensure strength and safety in supports and scaffolding.
- Variation in alignment: ±5 mm
- Variation in dimensions: ±10 mm
- Surface irregularities shall comply with finish requirements

Removal of Forms

- Forms shall not be removed until concrete has gained sufficient strength:
    - Vertical forms: 24–48 hours
    - Slabs: 21-28 days
    - Beams and soffits: 28 days

- Removal shall not damage concrete surfaces

IV. STEEL TRUSS AND ROOFING WORKS

- Fabrication of steel trusses, installation of roof frame, pre-painted Ribbed type roof, cap flashing, gutter and other roof accessories.
- Weld all shop assembled connections continuous without undercut and or distortion of handrails
- Grind and or dress exposed welds smooth and flush to corner or fillet without weakening connection.
- Lightly sand and blend with fine grit paper all light scratches prior to finishing.
- Splices and expansion joints shall utilize internal splice connectors with set screws to allow for expansion over ambient temperature change.
- Supply and installation of GI rib type roof sheet 0.5mm thk 12 ft. or another equivalent approve by representative engineer/architect.

V. PLUMBING AND SANITARY WORKS

- All plumbing works included herein shall be executed according to the provisions of the National Plumbing Code, National Building Code and the Rules and Regulations of the City/Province.
- Use PPR Pipes and fittings of approved size and quality for water lines.
- Use PVC pipes and fittings (Neltex or approved equivalent) for sanitary and sewer lines.
- The drawings are not intended to show every pipe, fittings, valves and appliances. All such items whether specifically mentioned or not, or indicated on the drawings shall be finished and installed, if necessary, to complete the system in accordance with the best practice of the Plumbing Trade and to the satisfaction of the Owner/Representative.
- All materials to be used shall be new and shall conform to the Reference Code and Standards. Use of materials shall further be governed by other requirements, imposed on other sections of these specifications. Materials shall be subject to test necessary for their fitness if so required.
- The Contractor shall furnish all materials, labor and equipment necessary for the installation of all water lines, and sewer lines.
- Construction of Catch basin as indicated on the plans.

Prepared by:

ENGR. JOEL E. MORALES
Project Development Officer I

Reviewed by:

MARK KEVIN A. MAKIPAGAY
Project Development Officer II

Recommending approval:

ENGR. MELVIN A. MAKIPAGAY
Director, Project Management Office

Approved by:

FREDERICK T. VILLA, DT
University President

Republic of the Philippines
Southern Luzon State University
Project Management office
Lucban, Quezon

PROJECT TITLE: Fabrication and Installation of Trusses and Roofing with Enclosure at 4th Floor for Radio and TV Broadcasting Building
PROJECT LOCATION: SLSU Main Campus, Lucban, Quezon
OWNER: Southern Luzon State University
PROJECT DURATION: 120 Calendar Days
SUBJECT: Minimum Technical Personnel and Equipment

QUANTITY	MINIMUM TECHNICAL PERSONNEL
1	Project Manager/ Project Engineer
1	Foreman
4	Skilled Worker
4	Laborers

QUANTITY	MINIMUM EQUIPMENT
1 unit	Cut – Off Machine
1 unit	Welding Machine
1 unit	One-Bagger Mixer

MINIMUM PCAB REQUIREMENT			
Size Range	License Category	Single Largest Project (₱)	Allowable Ranges of Contract Cost (₱)
Small B	C & D	≤ 15 Million	Up to 30 Million

Prepared by:

ENGR. JOEL E. MORALES
Project Development Officer I

Reviewed by:

ENGR. MARK KEVIN A. MAKIPAGAY
Project Development Officer II

Recommending by:

ENGR. MELVIN A. MAKIPAGAY
Director, Project Management Office

Approved by:

FREDERICK T. VILLA, DT
University President

Republic of the Philippines
SOUTHERN LUZON STATE UNIVERSITY
Project Management Office
Lucban, Quezon

PROJECT TITLE : Fabrication and Installation of Trusses and Roofing with Enclosure at 4th Floor for Radio and TV Broadcasting Building
PROJECT LOCATION: SLSU Main Campus, Lucban, Quezon
OWNER : Southern Luzon State University
MODE OF IMPLEMENTATION : by Contract
PROJECT DURATION : 120 Calendar Days

PERT-CPM/GANTT CHART

ITEM	TASK NAME	DURATION		TIMELINE											
				10	20	30	40	50	60	70	80	90	100	110	120
I.	**GENERAL REQUIREMENTS**														
	Mobilization/ Demobilization	120	days												
	Demolition and site Clearing	20	days												
	Change Location of existing tower	10	days												
II.	**REINFORCED CONCRETE WORKS**														
	Fabrication and installation of rebars	5	days												
	concreting	5	days												
III.	**FORMWORKS AND SCAFFOLDING**														
	Carpentry Works	5	days												
	Installation of Scaffoldings	20	days												
	Dismantling of Form Works and Scaffolding	20													
IV.	**STEEL TRUSSES AND ROOFING WORKS**														
	Fabrication of Trusses	30	days												
	Installation of Roofing	30	days												
V.	**PLUMBING WORKS**														
	Installation of Downspout	10	days												
	Construction of Catch Basin	10	days												

Prepared by :

ENGR. JOEL E. MORALES
Project Development Officer I

Reviewed by :

ENGR. MARK KEVIN A. MAKIPAGAY
Project Development Officer II

Recommending Approval :

ENGR. MELVIN A. MAKIPAGAY
Director, Project Management Office

Approved by :

FREDERICK T. VILLA, DT
University President

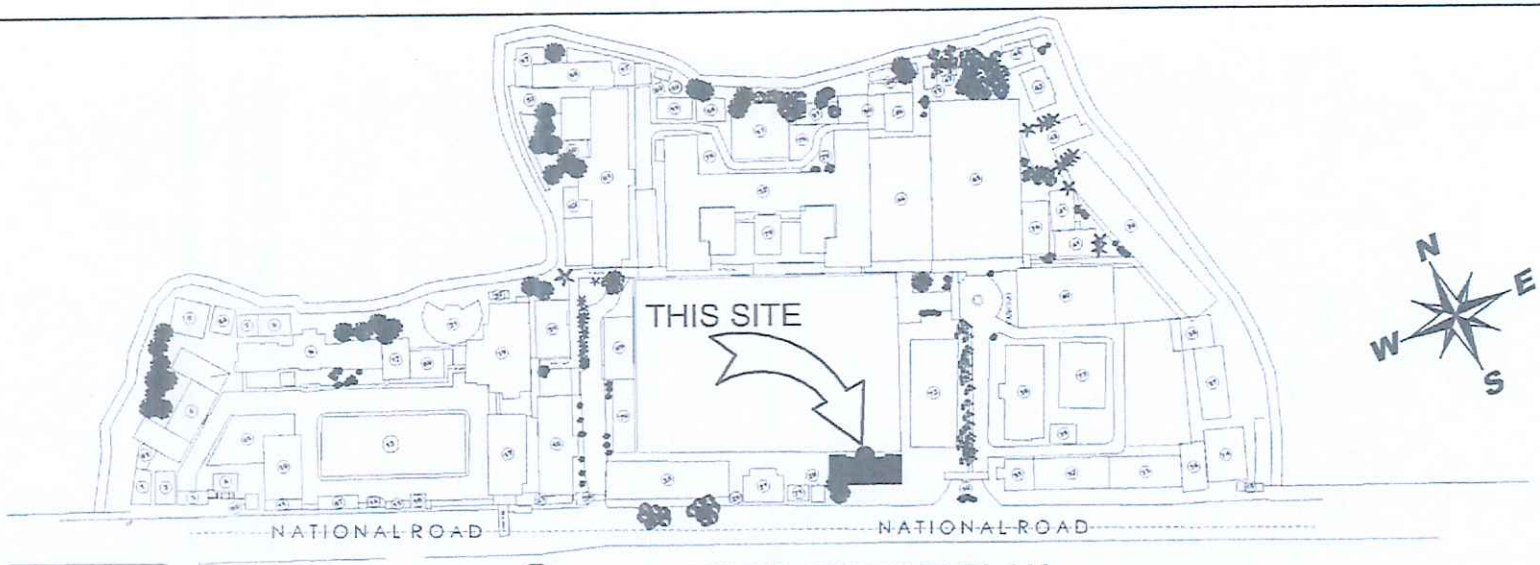

SITE DEVELOPMENT PLAN

SCALE: NTS.



VICINITY MAP

SCALE: NTS.



PERSPECTIVE

SCALE: NTS.

CIVIL/STRUCTURAL ENGINEER:	PROJECT TITLE:	PLANNED BY:	REVIEWED BY:	RECOMMENDING APPROVAL:	APPROVED BY:	SHEET CONTENT: / SHEET NO.
	FABRICATION AND INSTALLATION OF TRUSSES AND ROOFING WITH ENCLOSURE AT 4TH FLOOR FOR RADIO AND TV BROADCASTING BUILDING	ENGR. JOEL D. MORALES	ENGR. MARK KEVIN L. MAKIPAGAY	ENGR. MELVIN L. MAKIPAGAY	FREDERICK T. VILLA, DT	

1. ALL DIMENSIONS ARE IN MILIMETERS UNLESS OTHERWISE NOTED.
2. ALL PLUMBING WORKS SHALL BE DESIGNED IN ACCORDANCE WITH THE LATEST ISSUE OF NATIONAL PLUMBING CODE OF THE PHILIPPINES.
3. IT IS NOT INTENDED THAT THE DRAWINGS SHALL SHOW EVERY PIPE FITTINGS. VALVES AND APPLIANCE. ALL SUCH ITEMS WHETHER SPECIFICALLY MENTIONED OR NOT, OR INDICATED ON THE DRAWINGS SHALL BE FURNISHED AND INSTALLED IF NECESSARY TO COMPLETE THE SYSTEM TO THE SATISFACTION OF THE CLIENT.

SYMBOLS :

———	DRAINAGE LINE
SP	PVC SOIL PIPE
DS	PVC DOWN SPOUT

INSIDE CATCH BASIN = 300mm X 300mm
OUTSIDE CATCH BASIN = 500mm X 500mm

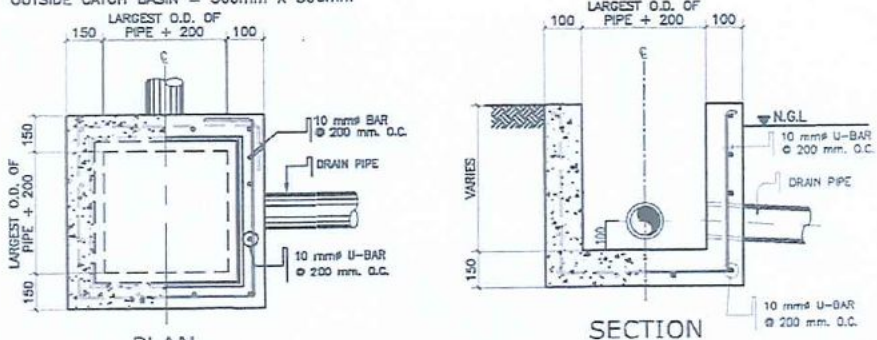

CATCH BASIN TYPICAL DETAILS

SCALE: NTS.

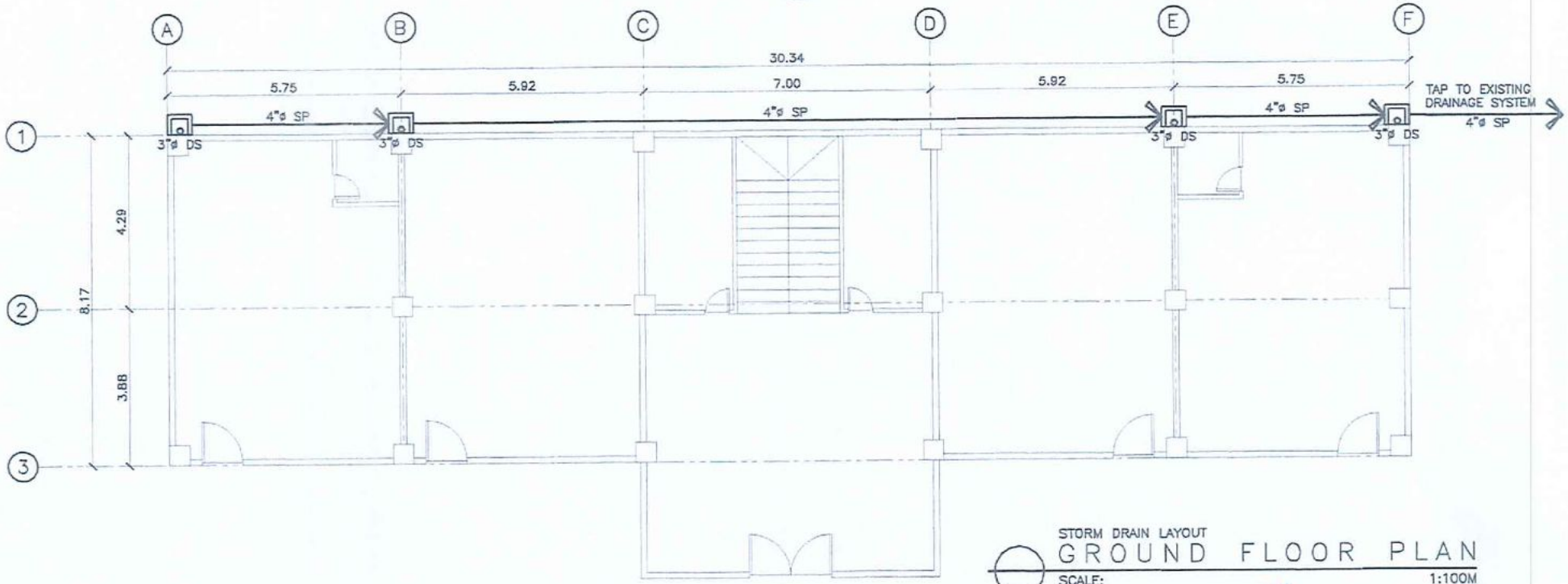

STORM DRAIN LAYOUT

GROUND FLOOR PLAN

SCALE: 1:100M

CIVIL/STRUCTURAL ENGINEER:	PROJECT TITLE:	PLANNED BY:	REVIEWED BY:	RECOMMENDING APPROVAL:	APPROVED BY:	SHEET CONTENT:	SHEET NO.
	FABRICATION AND INSTALLATION OF TRUSSES AND ROOFING WITH ENCLOSURE AT 4TH FLOOR FOR RADIO AND TV BROADCASTING BUILDING	ENGR. JOSE L. MIRALES	ENGR. MARK [illegible]	ENGR. MELVIN [illegible]	FREDERICK [illegible], VILLA, DT		

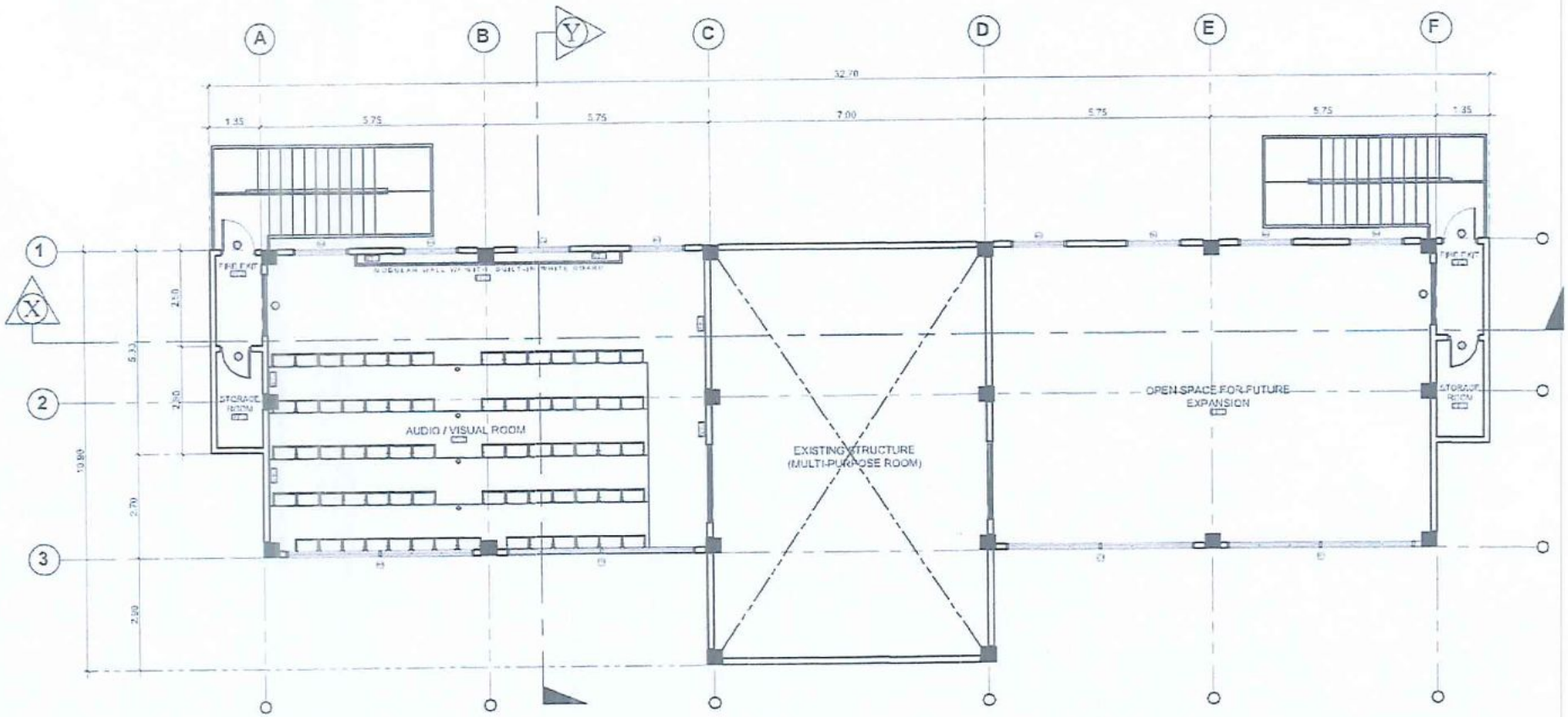

FOURTH FLOOR PLAN

SCALE 1:100M

CIVIL/STRUCTURAL ENGINEER:	PROJECT TITLE: FABRICATION AND INSTALLATION OF TRUSSES AND ROOFING WITH ENCLOSURE AT 4TH FLOOR FOR RADIO AND TV BROADCASTING BUILDING	PLANNED BY: ENGR. JOCEL C. MORALES	REVIEWED BY: ENGR. MARK KEVIN P. MAKEPEACE	RECOMMENDING APPROVAL: ENGR. MERVIN S. MAKIPAGAY	APPROVED BY: FREDERICK T. VILLA, DT	SHEET CONTENT:	SHEET NO:

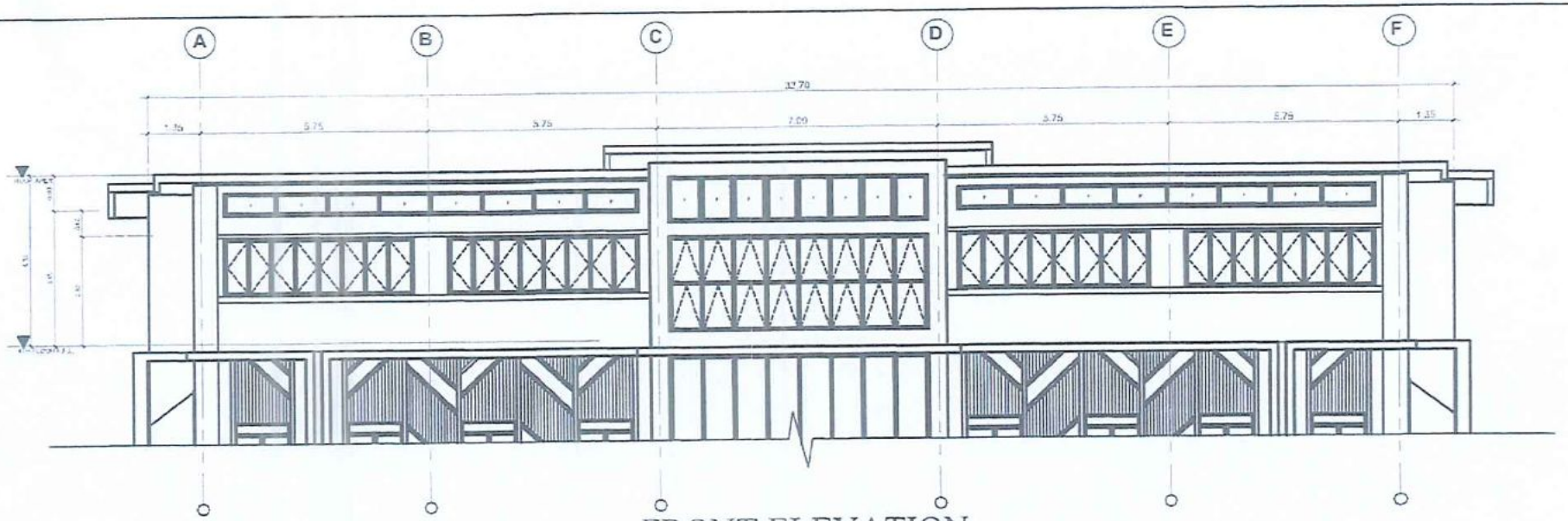

FRONT ELEVATION

SCALE 1:100M

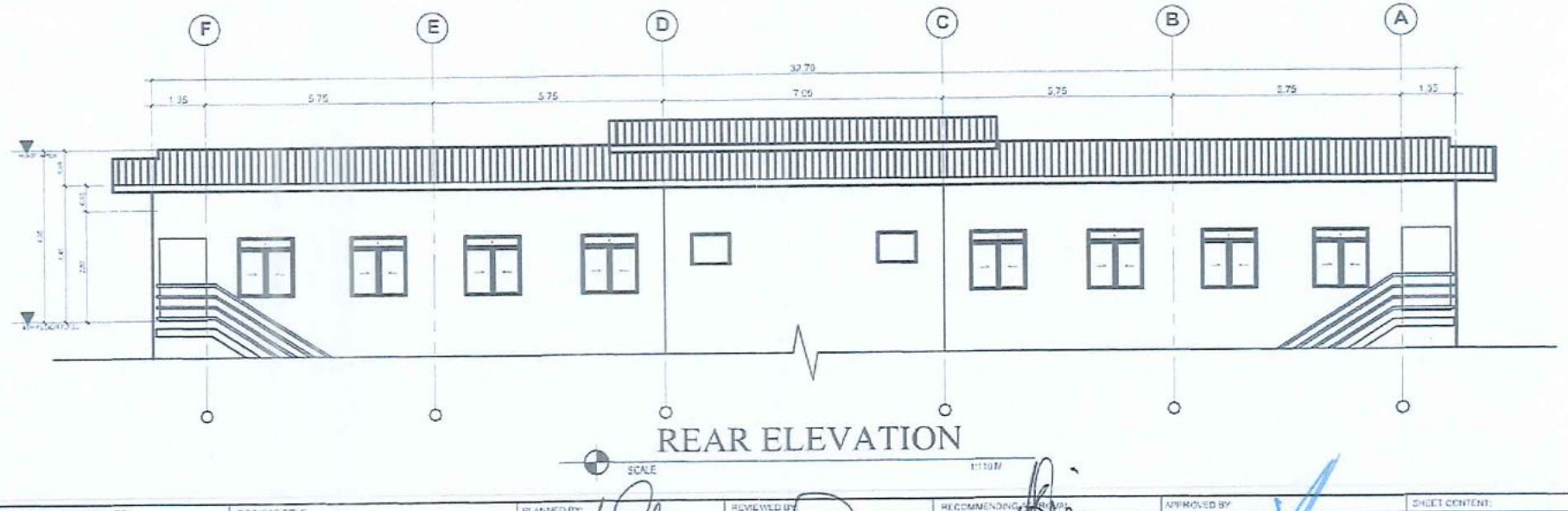

REAR ELEVATION

SCALE 1:100M

CIVIL/STRUCTURAL ENGINEER:	PROJECT TITLE: FABRICATION AND INSTALLATION OF TRUSSES AND ROOFING WITH ENCLOSURE AT 4TH FLOOR FOR RADIO AND TV BROADCASTING BUILDING	PLANNED BY: ENGR. JOEL A. MORALES	REVIEWED BY: ENGR. MARK KEVIN L. MAKIPAGAY	RECOMMENDING APPROVAL: ENGR. MELVIN S. MAKIPAGAY	APPROVED BY: FREDERICK T. VILLA, DT	SHEET CONTENT:	SHEET NO.

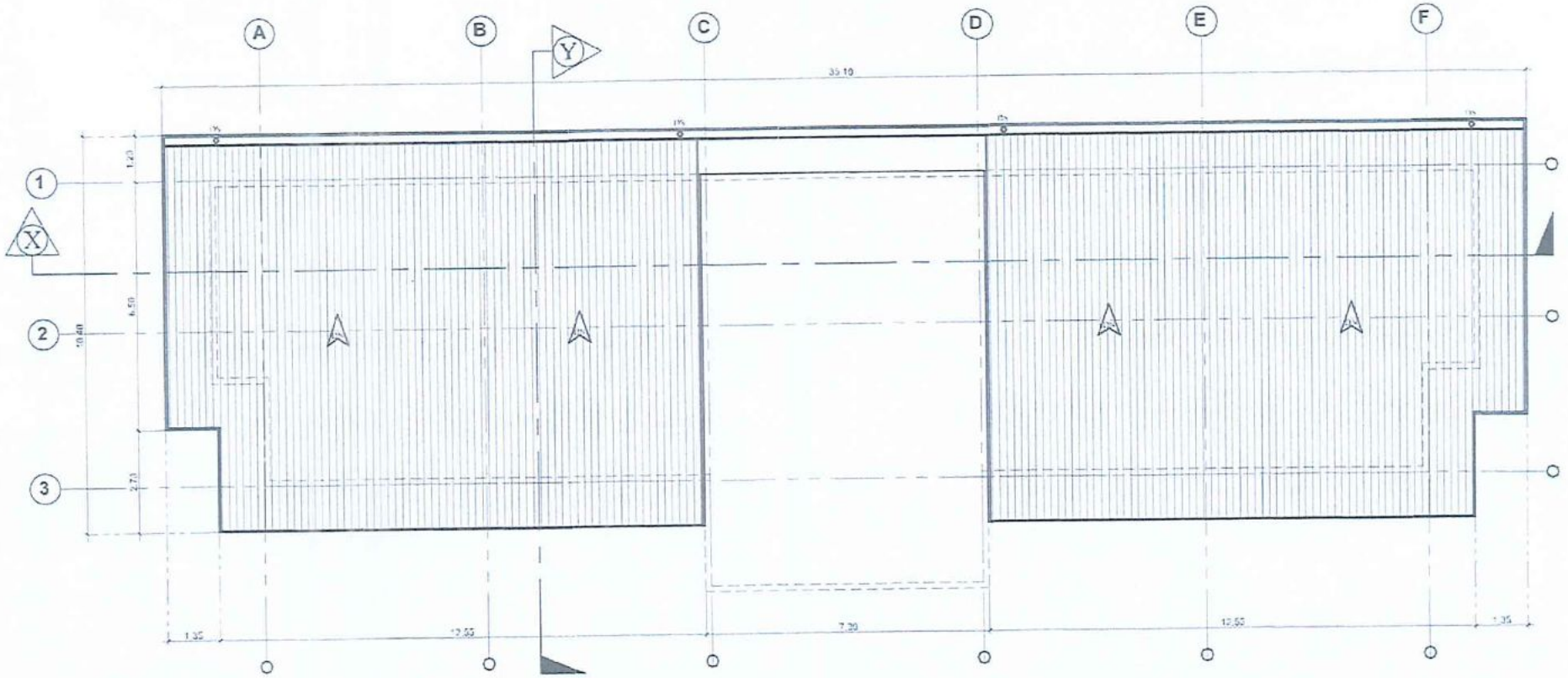

ADDITIONAL ROOF PLAN

SCALE 1:110 M

CIVIL/STRUCTURAL ENGINEER:	PROJECT TITLE:	PLANNED BY:	REVIEWED BY:	RECOMMENDING APPROVAL:	APPROVED BY:	SHEET CONTENT:	SHEET NO.
	FABRICATION AND INSTALLATION OF TRUSSES AND ROOFING WITH ENCLOSURE AT 4TH FLOOR FOR RADIO AND TV BROADCASTING BUILDING	ENGR. JOEL E. MORALES	ENGR. MARK KEVIN A. MAKIPAGAY	ENGR. MELVIN A. MAKIPAGAY	FREDERICK T. VILLA, DT		

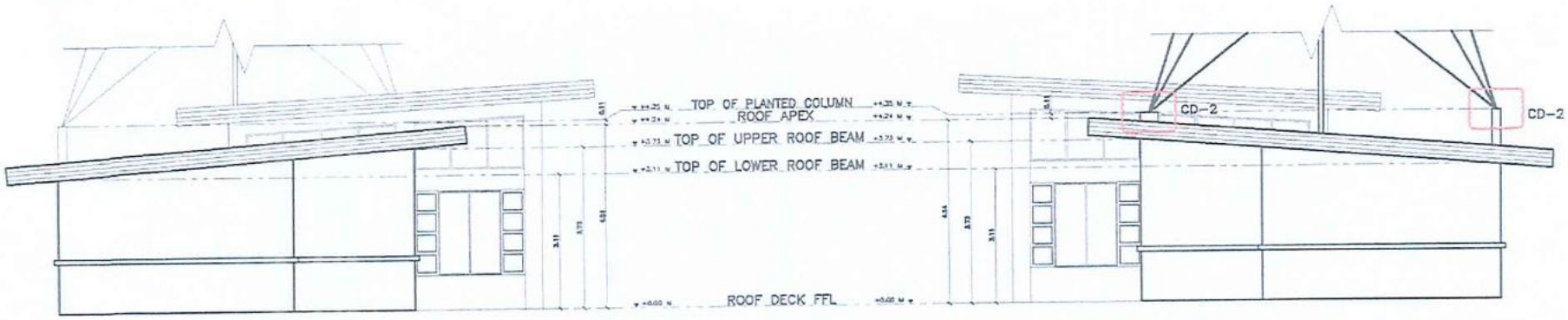

LEFT SIDE ELEVATION

SCALE

RIGHT SIDE ELEVATION

SCALE



CIVIL/STRUCTURAL ENGINEER:	PROJECT TITLE: FABRICATION AND INSTALLATION OF TRUSSES AND ROOFING WITH ENCLOSURE AT 4TH FLOOR FOR RADIO AND TV BROADCASTING BUILDING	PLANNED BY: ENGR. JOLL V. MORALES	REVIEWED BY: ENGR. MARIA [illegible]	RECOMMENDING APPROVAL: ENGR. MELVIN A. MAKIPAGAY	APPROVED BY: FREDERICK T. VILLA, DT	SHEET CONTENT:	SHEET NO.

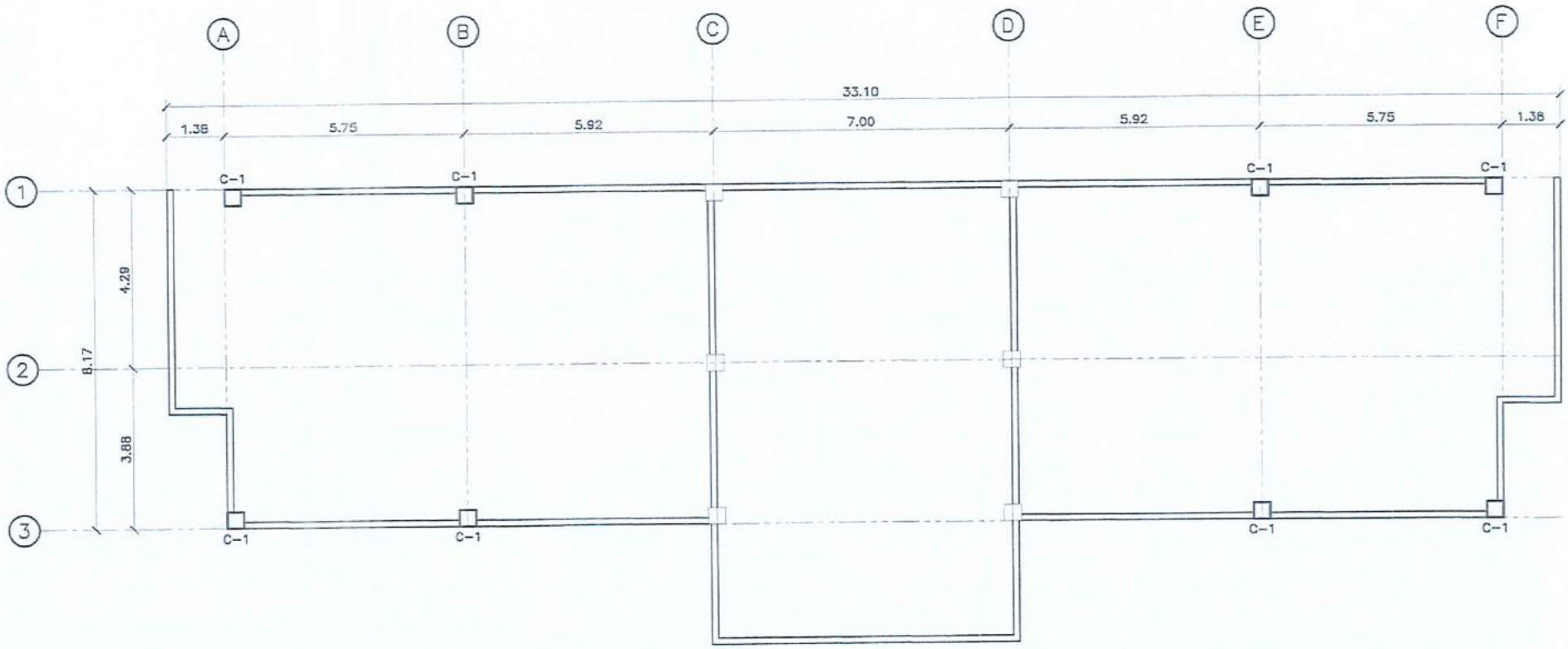

ROOF DECK COLUMN KEY PLAN

SCALE: 1:100M

CIVIL/STRUCTURAL ENGINEER:	PROJECT TITLE: FABRICATION AND INSTALLATION OF TRUSSES AND ROOFING WITH ENCLOSURE AT 4TH FLOOR FOR RADIO AND TV BROADCASTING BUILDING	PLANNED BY: ENGR. JOEL L. MORALLOS	REVIEWED BY: ENGR. MELVIN A. MAKIPAGAY	RECOMMENDING APPROVAL: ENGR. MELVIN A. MAKIPAGAY	APPROVED BY: FREDERICK T. VILLA, DT	SHEET CONTENT:	SHEET NO.

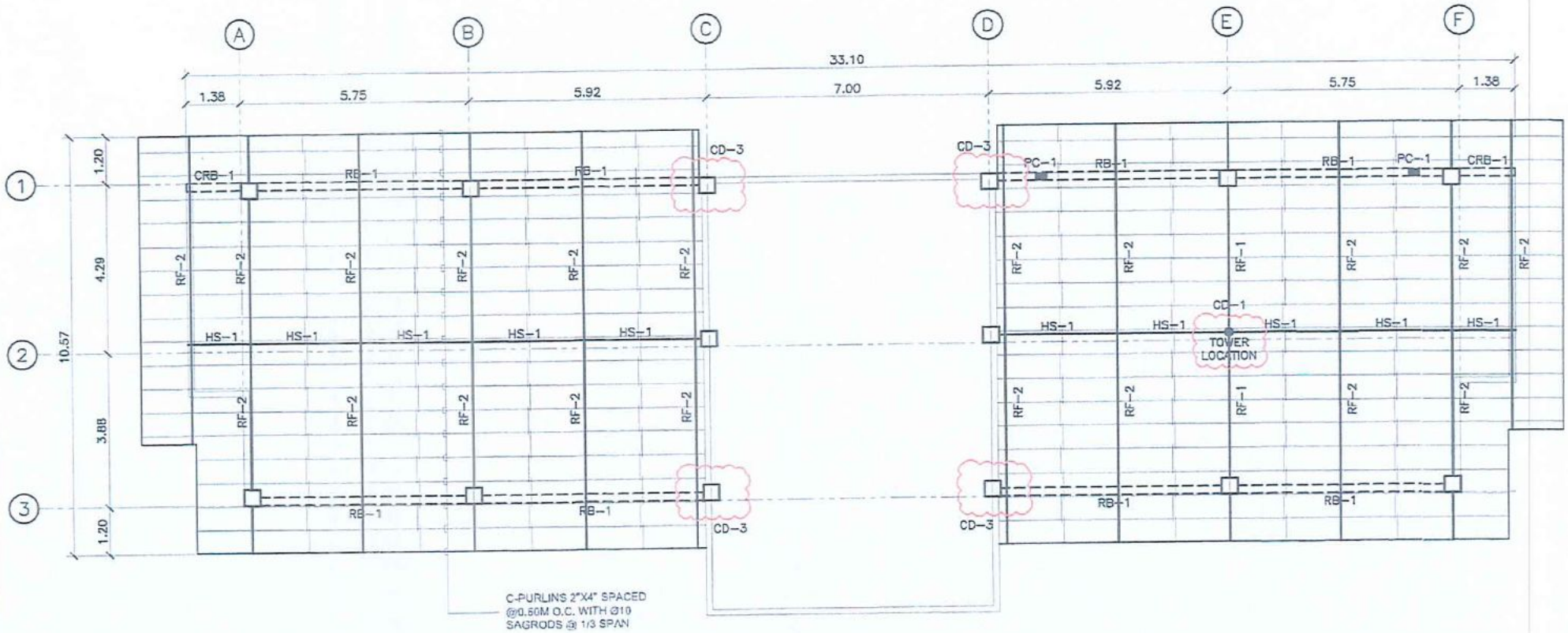

ROOF FRAMING PLAN

SCALE: 1:100M

CIVIL/STRUCTURAL ENGINEER:	PROJECT TITLE: FABRICATION AND INSTALLATION OF TRUSSES AND ROOFING WITH ENCLOSURE AT 4TH FLOOR FOR RADIO AND TV BROADCASTING BUILDING	PLANNED BY: ENGR. JOEL L. MORALES	REVIEWED BY: ENGR. MARK ANTHONY M. AGAS	RECOMMENDING APPROVAL: ENGR. MELVIN M. MAKIPAGAY	APPROVED BY: FREDERICK T. VILLA, DT	SHEET CONTENT:	SHEET NO.

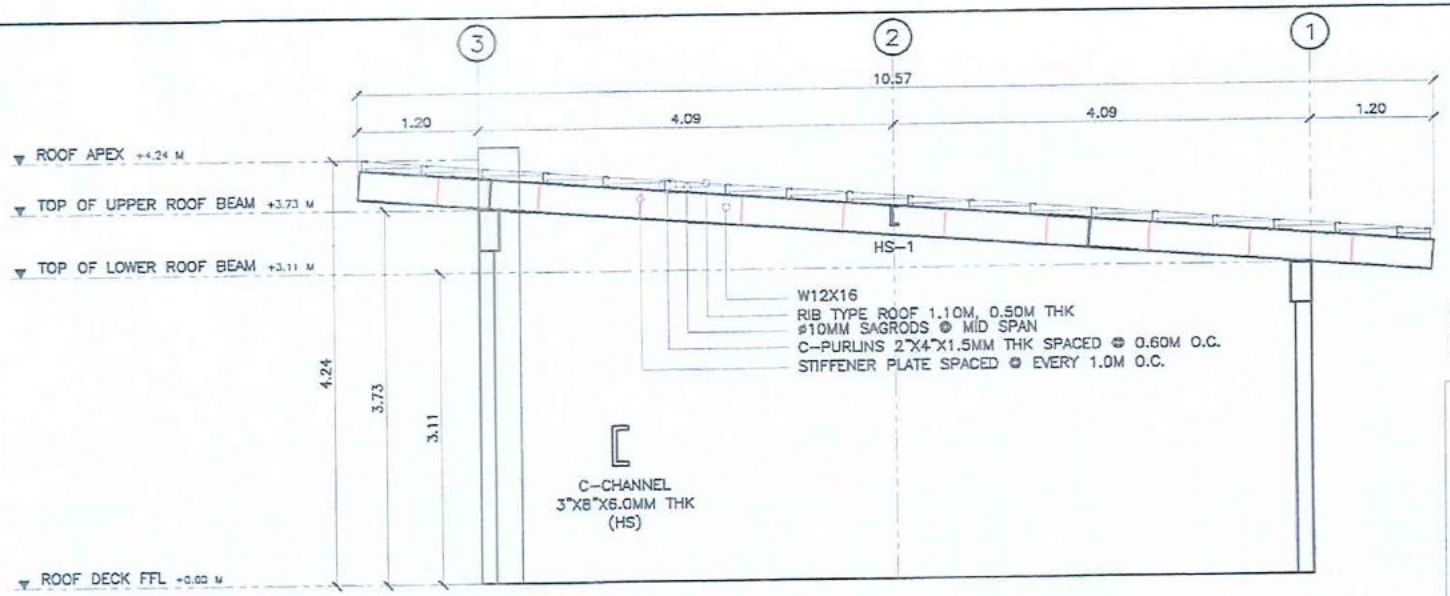

RAFTER TYPICAL DETAIL (RF-1)
SCALE: 1:100M

COLUMN SCHEDULE
(f'c = 3,000 psi , fy = 40,000 psi)

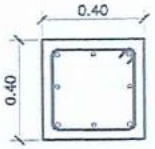

8-ø16mm
VERTICAL BARS
W/ ø10mm TIES;
1@50, 10@100, BAL@200
1 TIES/SET

ROOF DECK TO ROOF BEAM LEVEL

C - 1

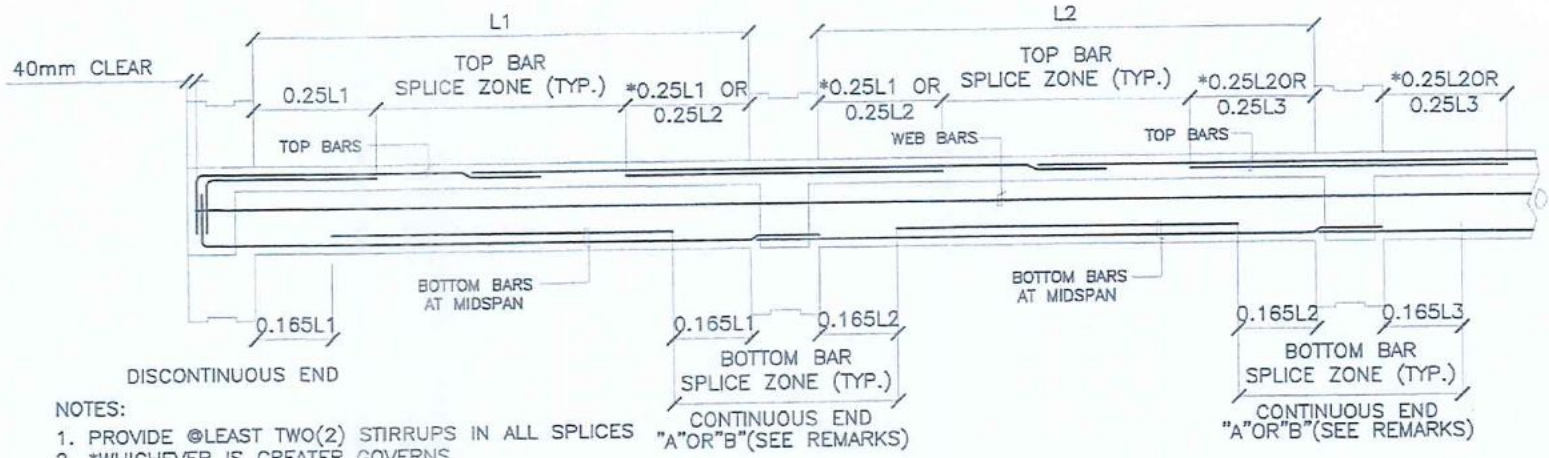

ELEVATION

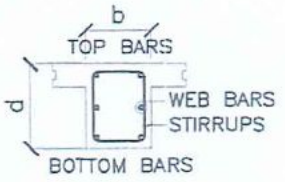

SECTION

NOTES:
1. PROVIDE @LEAST TWO(2) STIRRUPS IN ALL SPLICES
2. *WHICHEVER IS GREATER GOVERNS

TYPICAL BEAM DETAIL
SCALE: NTS.

CIVIL/STRUCTURAL ENGINEER:	PROJECT TITLE:	PLANNED BY:	REVIEWED BY:	RECOMMENDING APPROVAL:	APPROVED BY:	SHEET CONTENT:	SHEET NO.
	FABRICATION AND INSTALLATION OF TRUSSES AND ROOFING WITH ENCLOSURE AT 4TH FLOOR FOR RADIO AND TV BROADCASTING BUILDING	ENGR. JOLLE E. MORALES	ENGR. MARK KEVIN A. MAKIPAGAY	ENGR. MELVIN A. MAKIPAGAY	FREDERICK T. VILLA, DT		

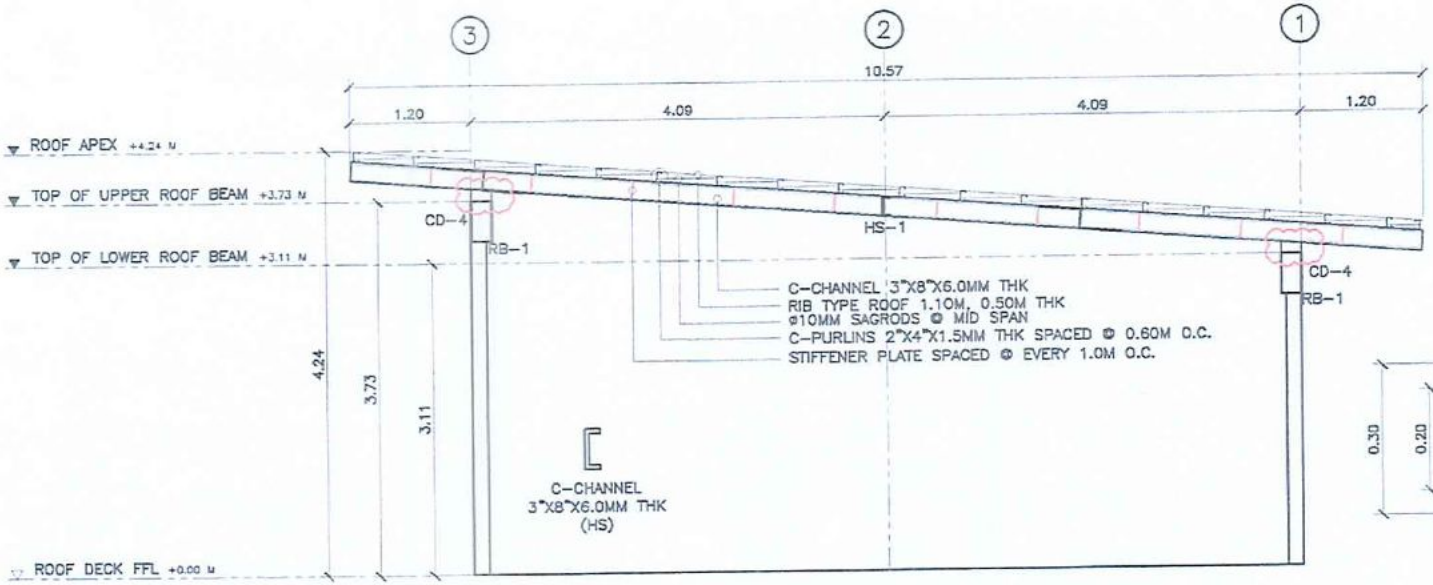

RAFTER TYPICAL DETAIL (RF-2)
SCALE: 1:100M

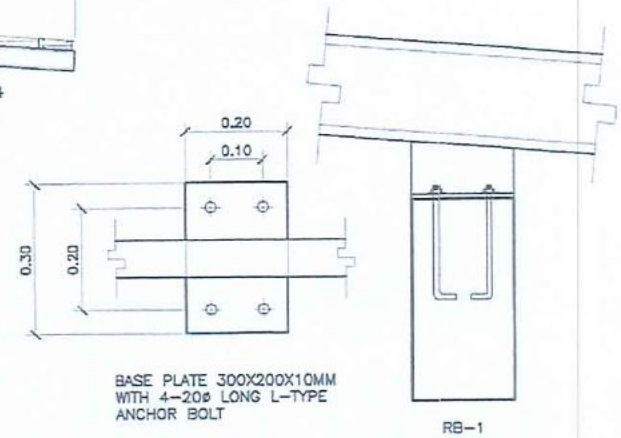

CONNECTION DETAIL (CD-4)
SCALE: 1:10M

SCHEDULE OF BEAMS (F'c=3,000 psi, Fy = 40,000 psi)

MARK	SECTION		REBAR	DISCONT		MIDSPAN		CONT."A"		CONT."B"		WEB BAR EF	STIRRUPS SPACING	REMARKS
	b (mm)	d (mm)	dia. (mm)	TB	BB	TB	BB	TB	BB	TB	BB			
RB-1	200	400	ø16	4	2	2	4	4	2	4	2		1ø10;1@50,10@100,BAL@200	
CRB-1	200	400	ø16	4	2	2	4	4	2				1ø10;1@50,10@100,BAL@200	

CIVIL/STRUCTURAL ENGINEER:	PROJECT TITLE	PLANNED BY:	REVIEWED BY	RECOMMENDING APPROVAL	APPROVED BY	SHEET CONTENT:	SHEET NO.
	FABRICATION AND INSTALLATION OF TRUSSES AND ROOFING WITH ENCLOSURE AT 4TH FLOOR FOR RADIO AND TV BROADCASTING BUILDING	ENGR. JOEL E. MORALES	ENGR. MARK KEVIN A. MAKIPAGAY	ENGR. MELVIN A. MAKIPAGAY	FREDERICK T. VILLA, DT		

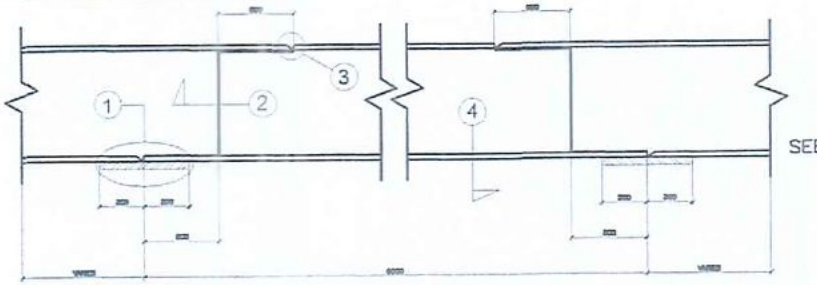

ELEVATION

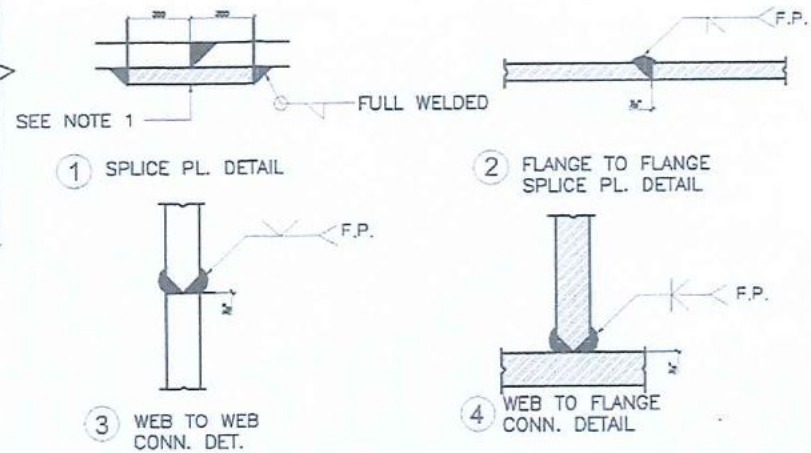

1 SPLICE PL. DETAIL

2 FLANGE TO FLANGE SPLICE PL. DETAIL

3 WEB TO WEB CONN. DET.

4 WEB TO FLANGE CONN. DETAIL

NOTE:

1. NO SPLICE SHALL BE DONE AT CRITICAL SECTION.
2. SIZE OF WELD SHALL BE 1/16" LESS THAN THE THINNEST PLATE WELDED.
3. THICKNESS OF PLATE SHALL BE THE SAME AS THICKNESS OF BEAM FLANGE. IF TOO SMALL, MINIMUM OF 12mm. THK.(1/2") SHALL BE USED.

TYPICAL STEEL SPLICE DETAIL

SCALE NTS

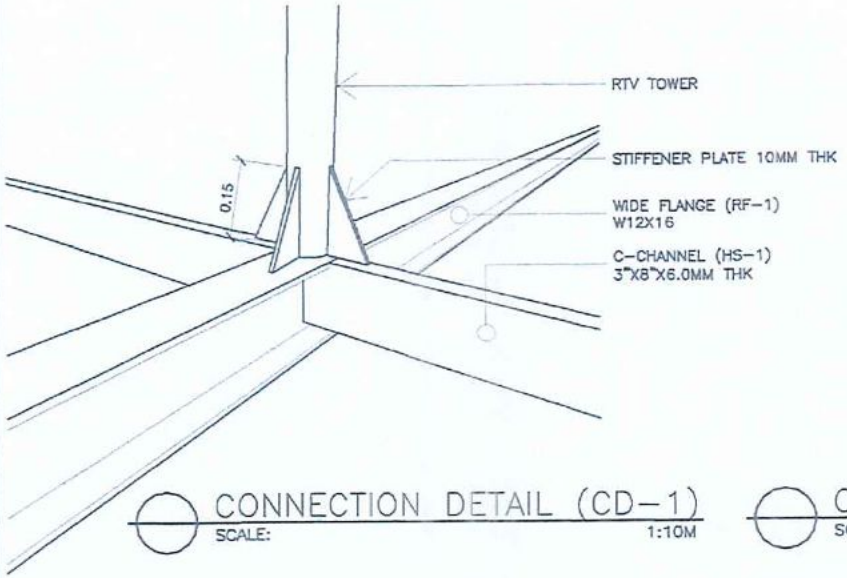

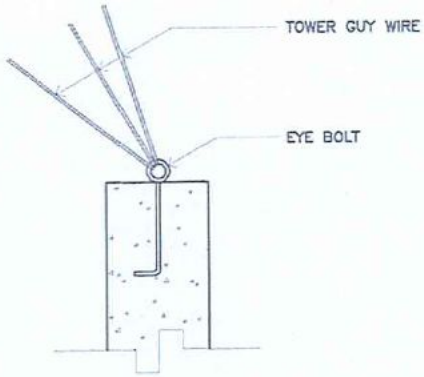

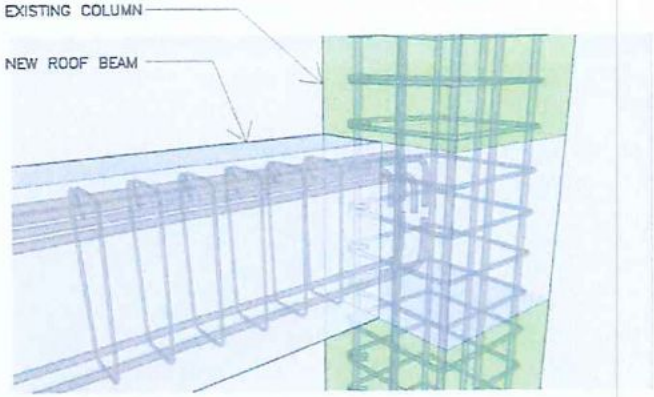

CONNECTION DETAIL (CD-1)

SCALE: 1:10M

CONNECTION DETAIL (CD-2)

SCALE: 1:10M

CONNECTION DETAIL (CD-3)

SCALE: NTS.

CIVIL/STRUCTURAL ENGINEER:	PROJECT TITLE:	PLANNED BY:	REVIEWED BY:	RECOMMENDING APPROVAL:	APPROVED BY:	SHEET CONTENT:	SHEET NO.
	FABRICATION AND INSTALLATION OF TRUSSES AND ROOFING WITH ENCLOSURE AT 4TH FLOOR FOR RADIO AND TV BROADCASTING BUILDING	ENGR. JOEL E. MORALES	ENGR. MARK [illegible] MAKIPAGAY	ENGR. MELVIN A. MAKIPAGAY	FREDERICK T. VILLA, DT		

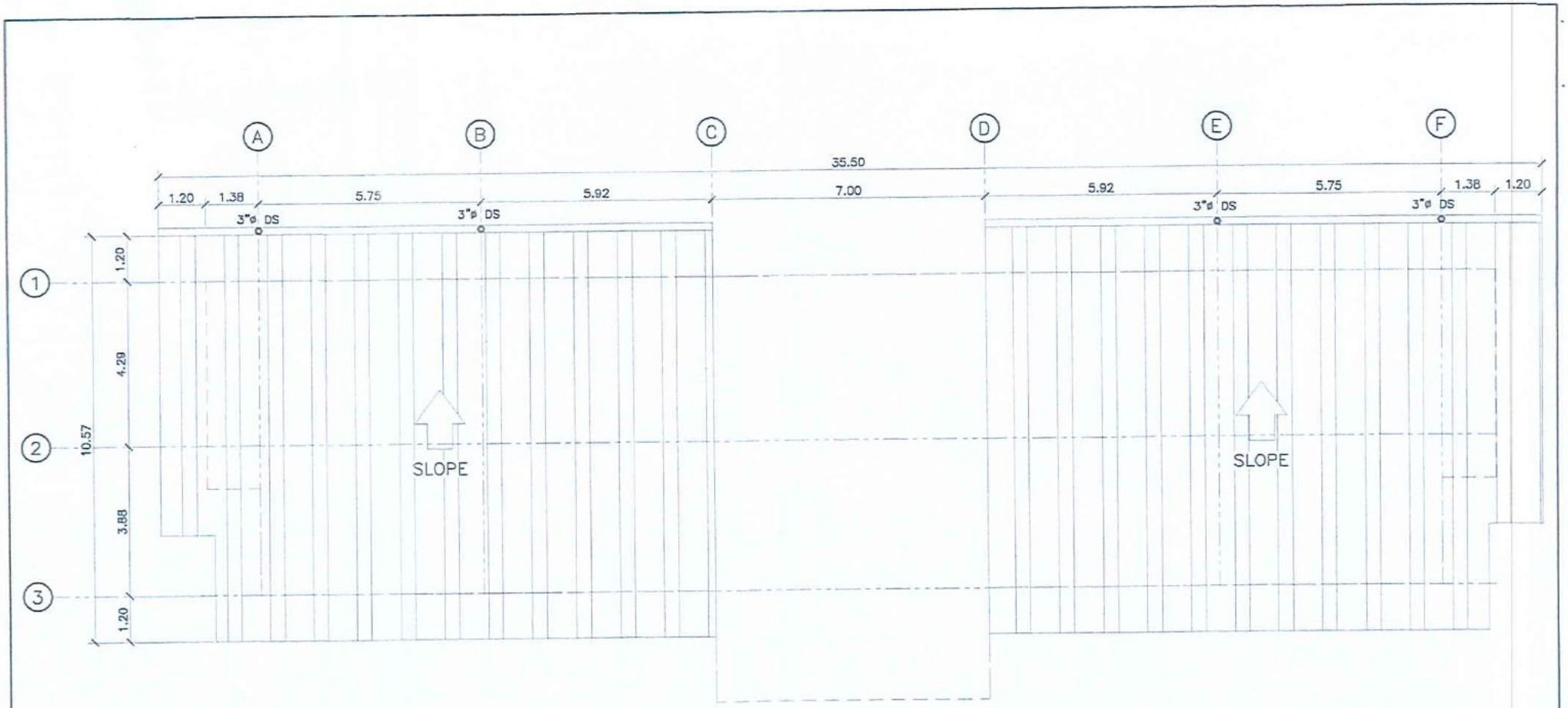

STORM DRAIN LAYOUT

GROUND FLOOR PLAN

SCALE: 1:100M

CIVIL/STRUCTURAL ENGINEER:	PROJECT TITLE:	PLANNED BY:	REVIEWED BY:	RECOMMENDING APPROVAL:	APPROVED BY:	SHEET CONTENT:	SHEET NO.
	FABRICATION AND INSTALLATION OF TRUSSES AND ROOFING WITH ENCLOSURE AT 4TH FLOOR FOR RADIO AND TV BROADCASTING BUILDING	ENGR. JOYCE L. MORALES	ENGR. MARK KEVIN R. MAKIPAGAY	ENGR. MELVIN A. MAKIPAGAY	FREDERICK N. VILLA, DT		